

BACK COVE  
*Downeast 37*





The Back Cove Yachts design team, led by Kevin Burns, is proud to introduce the Back Cove Downeast 37. This new model was created to allow the fullest enjoyment of the water, with a long single level cockpit sole stretching from her transom to the companionway, a perfect design for every activity from fishing and swimming to entertaining or lounging on a pleasant day with family and friends.



The Back Cove range of single diesel engine powerboats was first introduced in 2003. Styling was to be inspired by the Maine lobster boat: a spoon bow, a gently sloped reverse transom and a touch of tumblehome in the topsides were blended to create a striking and elegant style. From a practical perspective, systems were to be simple and efficient to minimize the cost of ownership. A single diesel engine propulsion system and standard bow thruster were chosen for efficiency and maneuverability in tight spaces. These practical design features continue to strike a chord in the marketplace and the Back Cove Downeast 37 follows on these same principles.



The Maine boat building industry has, for centuries, produced rugged, sea going vessels. Today the popularity of the downeast motoryacht style continues to grow worldwide, with Back Cove Yachts – and now the new Downeast 37 - leading the way.

A vee-hull and dependable diesel engine get her on plane at ten knots, and she will cruise efficiently and comfortably at 20 knots, sipping fuel at less than 15 US gallons per hour. Her hull has downward turning chines and long spray rails to provide additional lift and push spray down and away from the windshield. Built using Back Cove Yachts VIP resin infusion process, she is both strong and quiet. CoreCell coring is used as a sandwich material to reduce engine and

exhaust noise, and the best deck hardware is selected to reduce hardware rattles and for long lasting elegance.

On deck she is as practical and well laid out as other models in the Back Cove range. Wide side decks, oversized hand rails, always a hand hold wherever needed, highest quality hatches and port lights, large dimension mooring cleats: all features you have come to expect from Back Cove Yachts.



Entering the cabin, one is immediately struck by a sense of space and openness, and the very elegant Herreshoff style with white panels and cherry hardwood trims. Air and light flow from three overhead hatches and three portlights. Deck hatches are fitted with shades and screens.

Forward is an island bed with multiple drawers and bulk storage below. Alongside the berth are convenient shelves with storage lockers offering large spaces for personal items. To port is a hanging locker with drawers and to starboard a cedar lined hanging locker. On the port side locker face is a charging station for all of today's devices that seem to follow us wherever we go. A privacy curtain can be used to section off this part of the cabin.

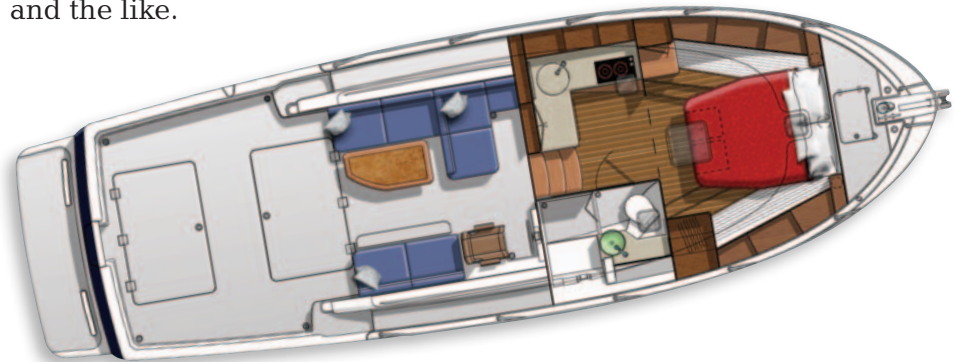
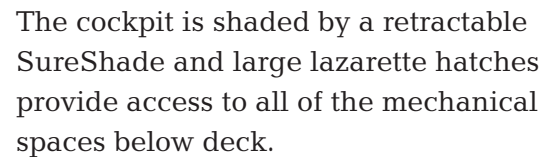
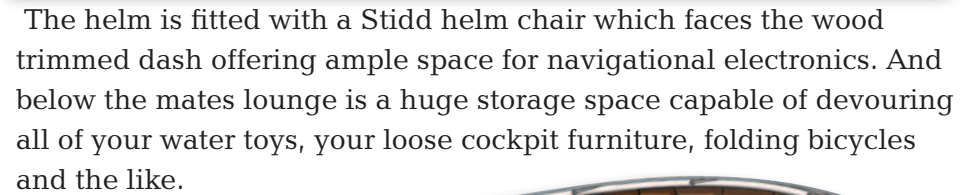
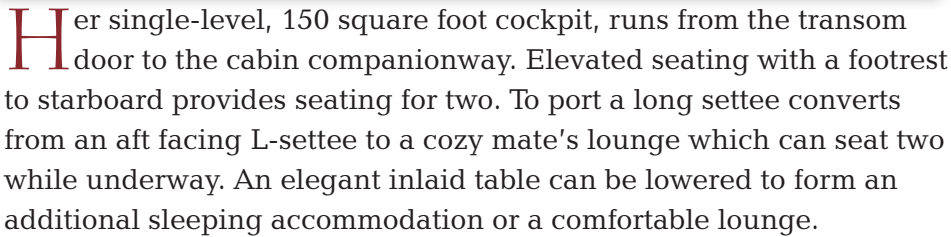
Her galley is fitted with a solid surface countertop, large stainless steel sink, convection microwave and a combination stainless steel fridge /freezer. Many drawers and lockers



are available for storing galley necessities. For longer cruises, a huge storage space for additional galley supplies is located aft of the galley and accessible through the mates seat. An additional fridge and an icemaker are located in the cockpit settees.

Her head unit offers a fully enclosed shower stall, a fresh water flush MSD, a solid surface countertop and a wood-framed mirror above the stainless steel sink. The head door has a full length mirror on it's interior face.





Length Overall (incl. swim platform, bow sprit) , , ,	42' 6"	12.95 m
Hull Length (molded)	38' 2"	11.64 m
Beam (Max)	13' 3"	4.01 m
Draft (Hull)	28"	.71 m
Draft (Prop)	43"	1.09. m

Displacement (typ. full load)	22,100 lbs	11.05 t
Fuel	300 US Gals	1135.6 l
Water	120 US Gals	454.3 l

*Designed to ABYC, NMMA, USCG, ISO Category "B" standards.*

